



DECORA

Versatility of styles

+ POINTS

- **Ideal to combine with the different building carpentry works.**
- **Warmth and functionality to all spaces.**
- Wide range of standard dimensions in two different heights in order to 'economize' projects. This is reflected in a great combination quality/price.
- Non-standard dimensions in order to adapt the door to any need.
- Torsional rigidity of the door leaf higher than that of traditional assembling method.
- Galvanized sheet metal and paint with a high corrosion resistance and durability.
- Thermal insulation 1.2 (W/m²k).
- Open Z frame for an easy installation.
- Excellent serial hardware.
- Includes a self-closing hinge.
- Great variety of hardware in stock (see hardware catalogue).
- Tested for up to 200.000 opening and closing cycles.
- Certified as a whole.

CERTIFICATES

- **Fire resistance** of 60 and 90 min according to the european norm EN 1634-1:2000.
- **Durability certificate C5** according to the european norm EN 14600:2005.
- Certificate ISO 9001:2008.
- Also available in ul and multiuso plus.

DOOR LEAF

- Galvanized steel sheets 0.7/0.9 mm thick, profiler-assembled by double folding and stitching together the LID-TRAY set.
- High density rock wool insulation, 145/180 kg/m³.
- Galvanised steel stiffeners.
- Hexagonal 14x36 mm zinc plated anti-leverage bolt.
- Door thickness: 51 mm, approx.
- Approx. weight: 25/29 kg/m².



DECORA
Versatility of styles




DOOR FRAME


- Reduced thermal conductivity galvanized steel, 1.5 mm thick.
- Z-shaped jambs and lintels. ASTURMADI special profile.
- 230x1.5 mm cold-laminated steel plate fixing anchor, especially designed to be fitted in any kind of wall.
- 50x2.5 mm steel door threshold.

FINISHES

- Pre-painted steel sheet and a PVC film.
- Wood imitation polyvinyl chloride film, cadmium and formaldehyde free.
- Frame in standard color RAL 7038 grey, if single units. (consult).



RAL 7038 gris



Sapeli Haya Roble Cerezo

Standard ACCESSORIES

- 3 mm thick steel hinges, welded to the frame and fixed onto the leaf with M6x16 zinc plated screws. The lower hinge is self-closing.
- 15x2.5 mm graphite intumescent joint. It dilates 25 times its size at temperatures greater than 150°C.
- Reversible inlay fire resistant lock protected by two MO Stucal boards.
- Sintered steel latch.
- 40x40 brass cylinder lock with 3 keys.
- Handle
 - Anti-snag fire resistant handle.
 - Steel core covered by fusion.
 - Metal shields covered with nylon. Bolts and nuts

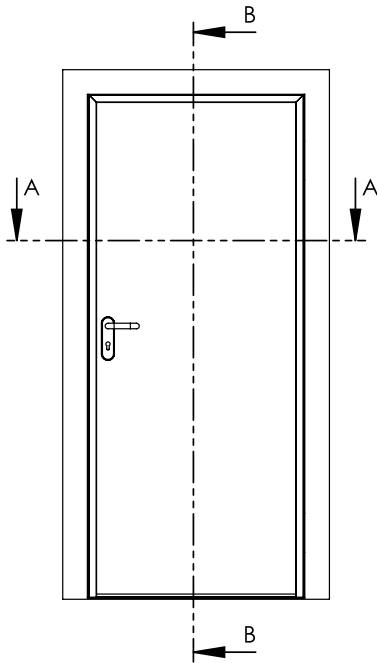


DECORA SINGLE

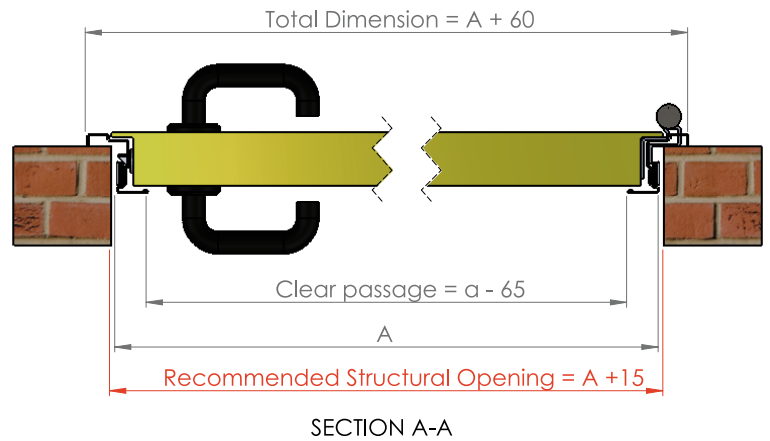
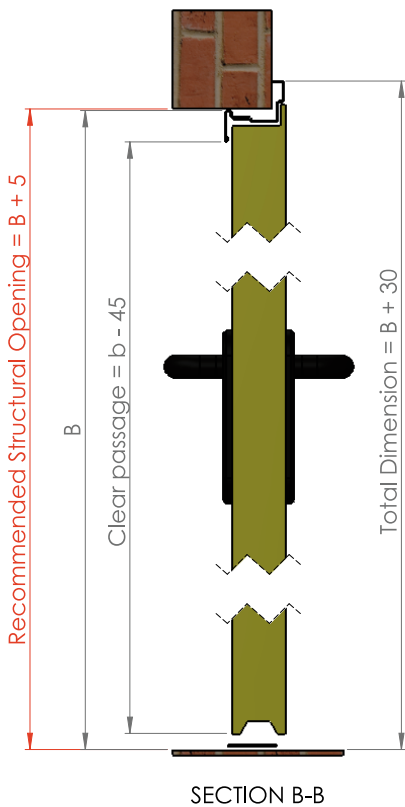
Versatility of styles



DIMENSIONS

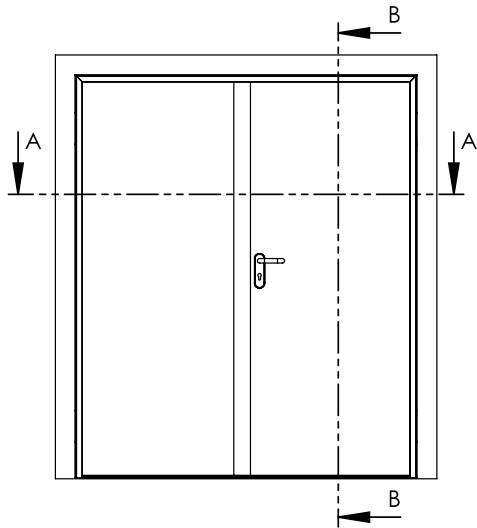


WIDTH			
CLEAR PASSAGE	A	RECOMMENDED S.O.	TOTAL DIMENSION
600	665	680	725
700	765	780	825
810	875	890	935
900	965	980	1025
930	995	1010	1055
1000	1065	1080	1125
1100	1165	1180	1225
1200	1265	1280	1325
HEIGHT			
CLEAR PASSAGE	B	RECOMMENDED S.O.	TOTAL DIMENSION
2000	2045	2050	2075
2100	2145	2150	2175



DECORA DOUBLE

Versatility of styles



DIMENSIONS

WIDTH							
CLEAR PASSAGE				A	RECOMMENDED STRUCTURAL OPENING	TOTAL DIMENSION	
ACTIVA	PASIVA	+45	=				
600	600			1245	1310	1325	1370
700	600			1345	1410	1425	1470
700	700			1445	1510	1525	1570
810	700			1555	1620	1635	1680
810	810			1665	1730	1745	1790
900	810			1755	1820	1835	1880
900	900			1845	1910	1925	1970
1000	900			1945	2010	2025	2070
1000	1000			2045	2110	2125	2170
1100	1000			2145	2210	2225	2270

HEIGHT				
CLEAR PASSAGE		B	RECOMMENDED STRUCTURAL OPENING	TOTAL DIMENSION
2000		2045	2050	2075
2100		2145	2150	2175

